



WHO ARE WE

Before You Dig Australia (BYDA) is the leading voice for utility damage prevention in Australia. We strive for zero damage, zero harm, and zero disruption. We are dedicated to preventing injury and reducing damage to the networks that provide essential services to our community every day. In partnership with utilities, local councils, government agencies, and private enterprises, we champion safe work practices around utility infrastructure.

WHAT WE DO

We provide safety tools to help you identify and avoid above and below ground utility services, including the free BYDA referral service to obtain underground utility information. BYDA's safety tools support safe work practices and are essential for anyone planning work near utilities.

WHY USE THE BYDA SERVICE

Any project, small, large, or on private property, can damage assets at your work site. This can lead to service interruptions, delays, costly repairs and, in the worst-case scenario, injury or death. Getting free plans and information from BYDA can significantly minimise these risks. Safety is fundamental to any excavation project, so BYDA should always be your first point of contact before breaking ground.


WHO ARE OUR MEMBERS

Most of Australia's asset owners are BYDA members, so using the BYDA service is a single point of contact to obtain infrastructure details at your project site without contacting utility organisations individually.

CONNECT WITH US



GET THE BYDA APP



Zero damage - Zero harm - Zero disruption

HOW TO GET FREE PLANS

Australia's national service for information on underground utilities

Start here



DUTY OF CARE

3 SIMPLE STEPS

5PS AND ADDITIONAL RESOURCES

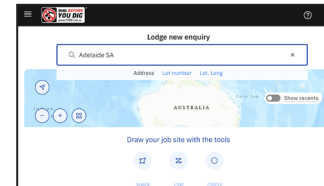
- Always follow the 5Ps of Safe Excavation; DO NOT proceed until you have received the relevant information from ALL affected asset owners;
- Ensure all plans have been received and are on-site at the project location;
- Ensure all workers understand the instructions from affected asset owners before work commences;
- If the scope of works changes or the validity dates of plans expire, you must submit a new enquiry;
- Observe the worksite and look for clues near underground infrastructure; such as marker posts, warning signs, etc.;
- Never assume pipes and cables run underground in a straight line or at a set depth; and
- Unless otherwise advised by the asset owner, it is recommended to engage a skilled locator to locate underground infrastructure.

WHAT TO DO IN AN EMERGENCY

BYDA is **not** an emergency service. In a life-threatening situation, please call 000. If there is no threat to life, you can report damage to the asset owner directly.

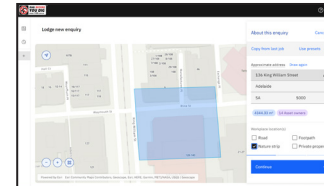
1. LOGIN & SEARCH

- Use the mapping tools to draw your proposed project site.



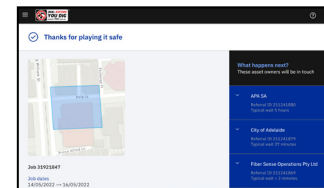
2. PROJECT DETAILS

- Provide project details and describe the work so utilities can provide accurate information.
- Check all the details and submit.



3. ENQUIRY SUMMARY

- View a list of affected utilities, their contact details and expected wait times.
- Go to "My Enquiries" to view asset owner responses.



THE BYDA CONFIRMATION EMAIL

After submitting your enquiry, BYDA verifies your planned job via email. This includes asset owner contact details and safety information. Plans from asset owners are typically available within minutes but allow up to two business days. Plans DO NOT come from BYDA. Contact asset owners directly if you require assistance.

THE 5PS OF SAFE EXCAVATION

Plan

Use the BYDA service at least a day before your job is due to begin.

Prepare

Communicate with asset owners if you need assistance. Look for clues onsite. Engage a skilled locator.

Pothole

Physically sight the asset by hand digging or hydro vacuum extraction.

Protect

Always erect safety barriers in areas of risk and enforce exclusion zones.

Proceed

Only proceed after planning, preparing, potholing (unless prohibited), and having protective measures in place.

Educational Resources

